



# 2020-2021 ANNUAL REPORT

In 2020, Thorne switched its fiscal year end from December to August to better align our finances with our core program operations. This Annual Report is for the 20 months from January 2020 through August 2021.

During the pandemic, Thorne pivoted all of its traditional programs to respond to emergent community needs. With schools closed to in-person learning, childcare and enrichment programs were a critical need for the low-income families served through Thorne's NATURE FOR ALL initiative. To ensure those most in need had access to support, Thorne provided in excess of \$600,000 in scholarships and program subsidies.

## Programming Highlights

### Nature Learning Pods (Micro School)

When local schools chose not to reopen in August of 2020, Thorne enrolled 35 students (grades 1 through 5) in a 5-day, 6-hour per day, in-person learning program. To ensure programming was available for the underserved population of our community Thorne provided more than \$200,000 of scholarships. The local school district provided online curriculum, and Thorne staff served as learning mentors and provided nature enrichment programming. When local schools reopened 4-days a week in January, Thorne kept the Pods open 5 days a week for students choosing not to return to their school and for all 35 students on Mondays for nature enrichment programming.

### After School Enrichment

When local schools returned to in-person learning, Thorne shifted staff resources to provide after school enrichment programming to youth previously enrolled in the Nature Learning Pods. 20 students received 2 hours of programming 3 days per week, free of charge to families.

### Virtual Programming


Any program staff hours not utilized to provide in-person childcare and enrichment programming were dedicated to offering virtual environmental education program, including virtual field trips. In total, Thorne offered one-hour virtual programs and supplemental learning materials to 45 classrooms at low-income schools and reached thousands of students asynchronous virtual programs.

### Nature Preschool

Thorne expanded its Nature Preschool program with the opening of its Lafayette location. During the pandemic, Thorne also began offering scholarships to its Nature Preschool. Three students received full scholarships for a five-day program with after care worth a combined \$50,000.

### Summer Camp

To ensure the safety of participants during the pandemic, Thorne reduced the size of its Summer Camp program. Despite losing more than \$250,000 in camp revenue, Thorne continued to ensure that one in four campers received a scholarship. Total scholarship value exceeded \$150,000 in 2021.



All of the programming identified above was fully supported by bi-lingual and bi-cultural educators or community liaison staff to ensure a welcoming and authentic experience for Latino participants.

Throughout the pandemic, Thorne continued its backbone support for the E-Movement and Nature Kids/Jovenes de la Naturaleza collective impact projects. Thorne funded the development of a virtual programs database for more than 20 partnering organizations and provided \$250,000 in funding to other nonprofits for the provision of nature-based childcare, enrichment, and paid employment programs that supported low-income families during the pandemic.

In a typical year, Thorne’s programs reach more than 15,000 students. During COVID, this number reduced to less than 2,500 annually; however, the success of our program pivots cannot be judged by quantity of youth served. Throughout the school year and summer, Thorne maintained 100% of its program staff and dedicated more of that staff to serving low-income populations than ever before. The programming offered was immersive and in some instances life-changing, with some youth receiving more than 800 hours of in-person learning opportunities with Thorne.

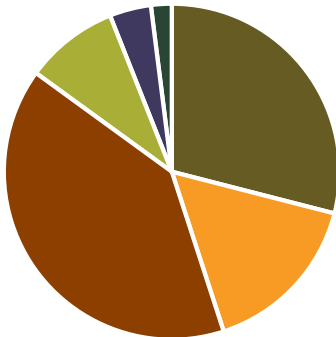
Thorne’s ability to pivot programs and continue to grow throughout the pandemic would not have been possible without the generous support of Thorne’s contributors, the leadership of Thorne’s Board of Trustees, the guidance and wisdom of Thorne’s Founder, Dr. Oakleigh Thorne II, and the hard work and dedication of Thorne’s staff, led by Executive Director Keith Desrosiers.



# Statement of Revenues, Expenditures and Assets

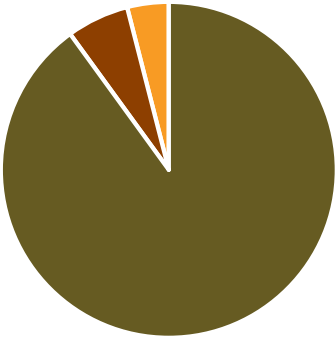
## OPERATING REVENUES

Earned Income 29%	\$1,035,733
Foundation 16%	\$869,089
Government 40%	\$1,516,625
Individual 9%	\$319,899
In-Kind Support 4%	\$137,806
Special Events 2%	\$87,430
Corporate 0%	\$73,146
Endowment Distribution	\$7,240
<b>TOTAL</b>	<b>\$4,046,938</b>



## OPERATING EXPENDITURES

Programs 90%	\$2,721,815
Fundraising 6%	\$195,575
Administration 4%	\$249,860
<b>TOTAL</b>	<b>\$3,167,250</b>



Operating Revenue Less Expenditures	\$879,688
Change In Perm. Restricted Assets(endowment)	\$254,155
Change In Temp. Restricted Assets	\$(141,205)

<b>Net Assets Start of Fiscal Year</b>	<b>\$2,735,717</b>
<b>Net Assets End of Fiscal Year</b>	<b>\$3,728,355</b>